





HiDM5 (All-Black)

ALL-BLACK HIGH DENSITY MONO PERC MODULE




390 W ~ 405 W



CS1Y-390 | 395 | 400 | 405MS

MORE POWER

-  Aesthetically pleasing design blends into your roof
-  UP TO 20.1% Maximize the light absorption area, module efficiency up to 20.1 %
-  Low temperature coefficient (Pmax): -0.36 % / °C
-  Better shading tolerance

MORE RELIABLE

-  Lower internal current, lower hot spot temperature
-  Minimizes micro-crack impacts
-  Heavy snow load up to 7000 Pa, wind load up to 5400 Pa*

-  **15 years enhanced product warranty on materials and workmanship***
-  **25 years linear power output warranty***

*According to the applicable Canadian Solar Limited Warranty Statement.

MANAGEMENT SYSTEM CERTIFICATES*

ISO 9001: 2015 / Quality management system
ISO 14001: 2015 / Standards for environmental management system
ISO 45001: 2018 / International standards for occupational health & safety

PRODUCT CERTIFICATES*

IEC 61215 / IEC 61730
UL 61730 / IEC 61701 / IEC 62716
Take-e-way



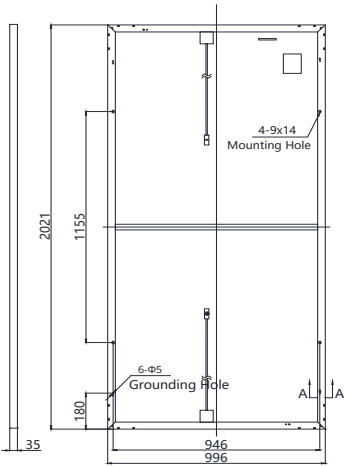
* The specific certificates applicable to different module types and markets will vary, and therefore not all of the certifications listed herein will simultaneously apply to the products you order or use. Please contact your local Canadian Solar sales representative to confirm the specific certificates available for your Product and applicable in the regions in which the products will be used.

Canadian Solar (USA) Inc. is committed to providing high quality solar products, solar system solutions and services to customers around the world. Canadian Solar was recognized as the No. 1 module supplier for quality and performance/price ratio in the IHS Module Customer Insight Survey, and is a leading PV project developer and manufacturer of solar modules, with over 50 GW deployed around the world since 2001.

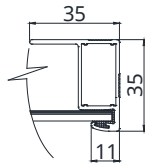
* For detailed information, please refer to Installation Manual.

ENGINEERING DRAWING (mm)

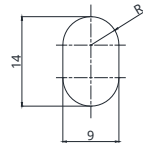
Rear View



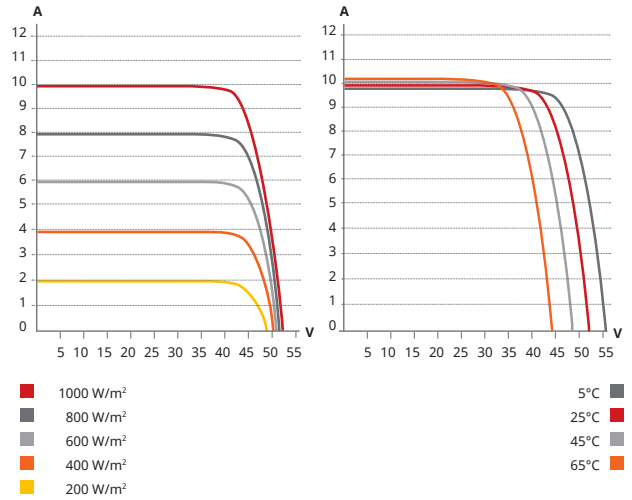
Frame Cross Section A-A



Mounting Hole



CS1Y-400MS / I-V CURVES



ELECTRICAL DATA | STC*

| CS1Y | 390MS | 395MS | 400MS | 405MS |
|------------------------------|---|--------|--------|--------|
| Nominal Max. Power (Pmax) | 390 W | 395 W | 400 W | 405 W |
| Opt. Operating Voltage (Vmp) | 43.1 V | 43.3 V | 43.5 V | 43.7 V |
| Opt. Operating Current (Imp) | 9.05 A | 9.13 A | 9.20 A | 9.27 A |
| Open Circuit Voltage (Voc) | 51.9 V | 52.1 V | 52.3 V | 52.5 V |
| Short Circuit Current (Isc) | 9.82 A | 9.86 A | 9.90 A | 9.94 A |
| Module Efficiency | 19.4% | 19.6% | 19.9% | 20.1% |
| Operating Temperature | -40°C ~ +85°C | | | |
| Max. System Voltage | 1000V (IEC/UL) | | | |
| Module Fire Performance | TYPE 1 (UL 61730 1500V) or TYPE 2 (UL 61730 1000V) or CLASS C (IEC 61730) | | | |
| Max. Series Fuse Rating | 16 A | | | |
| Application Classification | Class A | | | |
| Power Tolerance | 0 ~ + 10 W | | | |

* Under Standard Test Conditions (STC) of irradiance of 1000 W/m², spectrum AM 1.5 and cell temperature of 25°C.

ELECTRICAL DATA | NMOT*

| CS1Y | 390MS | 395MS | 400MS | 405MS |
|------------------------------|--------|--------|--------|--------|
| Nominal Max. Power (Pmax) | 289 W | 293 W | 297 W | 300 W |
| Opt. Operating Voltage (Vmp) | 39.9 V | 40.1 V | 40.3 V | 40.4 V |
| Opt. Operating Current (Imp) | 7.25 A | 7.31 A | 7.37 A | 7.43 A |
| Open Circuit Voltage (Voc) | 48.6 V | 48.8 V | 49.0 V | 49.2 V |
| Short Circuit Current (Isc) | 7.92 A | 7.96 A | 7.99 A | 8.02 A |

* Under Nominal Module Operating Temperature (NMOT), irradiance of 800 W/m², spectrum AM 1.5, ambient temperature 20°C, wind speed 1 m/s.

MECHANICAL DATA

| Specification | Data |
|------------------------------------|--|
| Cell Type | Mono-crystalline |
| Dimensions | 2021 x 996 x 35 mm (79.6 x 39.2 x 1.38 in) |
| Weight | 24.0 kg (52.9 lbs) |
| Front Cover | 3.2 mm tempered glass |
| Frame | Anodized aluminium alloy, crossbar enhanced |
| J-Box | IP68, 3 bypass diodes |
| Cable | 4.0 mm ² (IEC), 12 AWG (UL) |
| Cable Length (Including Connector) | 740 mm (29.1 in) (without optimizer or micro-inverter) *, or 2000 mm (78.7 in) (+) / 1200 mm (47.2 in) (-) (with optimizer or micro-inverter) ** |
| Connector | T4 series or MC4 |
| Per Pallet | 30 pieces |
| Per Container (40' HQ) | 660 pieces |

* Adjacent two modules (portrait: left and right modules, landscape: up and down modules) need to be rotated 180 degrees.

** For detailed information, please contact your local Canadian Solar sales and technical representatives.

TEMPERATURE CHARACTERISTICS

| Specification | Data |
|--------------------------------------|--------------|
| Temperature Coefficient (Pmax) | -0.36 % / °C |
| Temperature Coefficient (Voc) | -0.28 % / °C |
| Temperature Coefficient (Isc) | 0.05 % / °C |
| Nominal Module Operating Temperature | 43 ± 3°C |

PARTNER SECTION



* The specifications and key features contained in this datasheet may deviate slightly from our actual products due to the on-going innovation and product enhancement. CSI Solar Co., Ltd. reserves the right to make necessary adjustment to the information described herein at any time without further notice. Please be kindly advised that PV modules should be handled and installed by qualified people who have professional skills and please carefully read the safety and installation instructions before using our PV modules.