




TOPBiHiKu6

N-type Bifacial TOPCon Technology

635 W ~ 670 W

CS6.2-66TB-635 | 640 | 645 | 650 | 655 | 660 | 665 | 670 (IEC1500V)



MORE POWER



Module power up to 670 W
Module efficiency up to 24.8 %



Up to 85% Power Bifaciality,
more power from the back side



Excellent anti-LeTID & anti-PID performance.
Low power degradation, high energy yield



Lower temperature coefficient (Pmax): $-0.29\%/^{\circ}\text{C}$,
increases energy yield in hot climate



Lower LCOE & system cost

MORE RELIABLE



Tested up to ice ball of 35 mm diameter
according to IEC 61215 standard



Minimizes micro-crack impacts



Front side test load up to 5400 Pa,
rear side test load up to 2400 Pa*



Enhanced Product Warranty on Materials
and Workmanship*



Linear Power Performance Warranty*

- 1st year power degradation no more than 1%**
- Subsequent annual power degradation no more than 0.4%**

*According to the applicable Canadian Solar Limited Warranty Statement.

**The value is only for the front side of the module and is not applicable to the rear side of the modules. The rear side value will be no less than the actual power of front side multiplied to the bifaciality factor.

MANAGEMENT SYSTEM CERTIFICATES*

ISO 9001: 2015 / Quality management system
ISO 14001: 2015 / Standards for environmental management system
ISO 45001: 2018 / International standards for occupational health & safety
IEC 62941: 2019 / Photovoltaic module manufacturing quality system

PRODUCT CERTIFICATES*

IEC 61215 / IEC 61730 / CE
UL 17130 / IEC 61701 / IEC 62716
UNI 9177 Reaction to Fire: Class 1



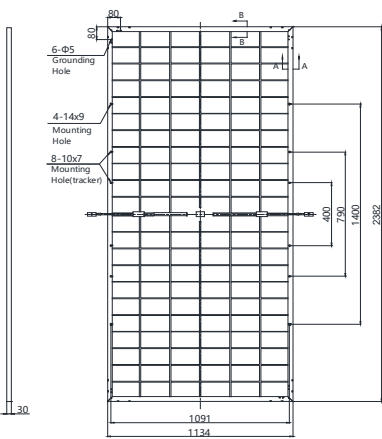
* The specific certificates applicable to different module types and markets will vary, and therefore not all of the certifications listed herein will simultaneously apply to the products you order or use. Please contact your local Canadian Solar sales representative to confirm the specific certificates available for your Product and applicable in the regions in which the products will be used.

CSI Solar Co., Ltd. is committed to providing high quality solar photovoltaic modules, solar energy and battery storage solutions to customers. The company was recognized as the No. 1 module supplier for quality and performance/price ratio in the IHS Module Customer Insight Survey. Over the past 24 years, it has successfully delivered over 150 GW of premium-quality solar modules across the world.

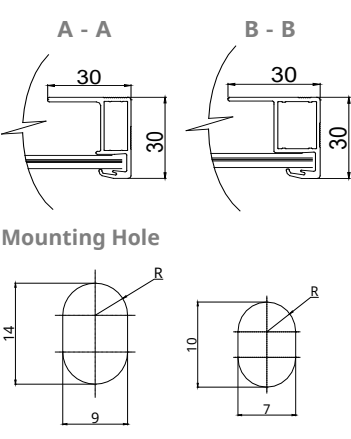
* For detailed information, please refer to the Installation Manual.

ENGINEERING DRAWING (mm)

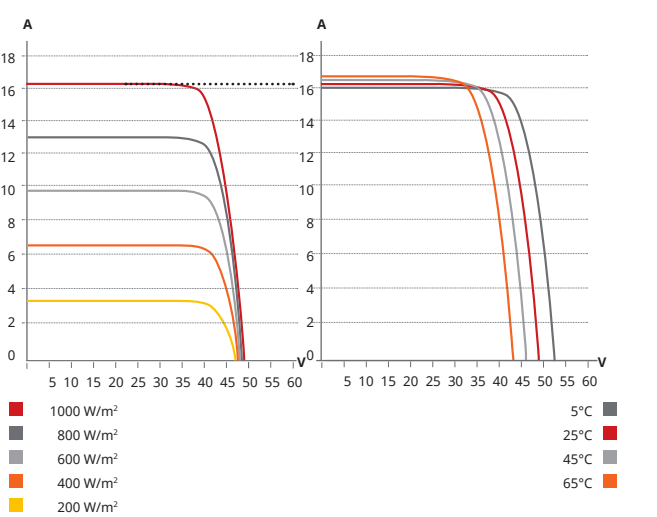
Rear View



Frame Cross Section



CS6.2-66TB-635 / I-V CURVES



ELECTRICAL DATA (STC & BNPI & BSI)* | CS6.2-66TB-xxx (xxx=635-660)

Testing Conditions	STC	BNPI	BSI	STC	BNPI	BSI	STC	BNPI	BSI	STC	BNPI	BSI	STC	BNPI	BSI	STC	BNPI	BSI
Nominal Max. Power - Pmax (Wp)	635	704	#	640	709	#	645	715	#	650	720	#	655	726	#	660	731	#
Opt. Operating Voltage - Vmp (V)	41.9	#	#	42.1	#	#	42.3	#	#	42.5	#	#	42.7	#	#	42.9	#	#
Opt. Operating Current - Imp (A)	15.18	#	#	15.23	#	#	15.26	#	#	15.31	#	#	15.36	#	#	15.41	#	#
Open Circuit Voltage - Voc (V)	49.4	49.7	#	49.7	50.0	#	50.0	50.3	#	50.2	50.5	#	50.4	50.7	#	50.6	50.9	#
Short Circuit Current - Isc (A)	16.22	17.97	20.11	16.24	17.99	20.14	16.26	18.02	20.16	16.32	18.08	20.24	16.38	18.15	20.31	16.44	18.22	20.39
Module Efficiency (%)	23.5			23.7			23.9			24.1			24.2			24.4		

* STC: Irradiance of 1000 W/m², spectrum AM 1.5 and cell temperature of 25°C. BNPI: Irradiance of front 1000 W/m², rear 135 W/m². BSI: Irradiance of front 1000 W/m², rear 300 W/m².
Measurement uncertainty: ±3 % (Pmax), ±5% (Voc, Isc).

Electrical DATA (5% & 10% bifacial gain**)

Bifacial Gain	5%	10%	5%	10%	5%	10%	5%	10%	5%	10%	5%	10%	5%	10%	5%	10%
Total Equivalent Power - Pmax (Wp)	667	699	672	704	677	710	683	715	688	721	693	726	698	731	693	726
Opt. Operating Voltage - Vmp (V)	41.9	41.9	42.1	42.1	42.3	42.3	42.5	42.5	42.7	42.7	42.9	42.9	43.1	43.1	43.3	43.3
Opt. Operating Current - Imp (A)	15.94	16.70	15.99	16.75	16.02	16.79	16.08	16.84	16.13	16.90	16.18	16.95	16.23	17.00	16.28	17.05
Open Circuit Voltage - Voc (V)	49.4	49.4	49.7	49.7	50.0	50.0	50.2	50.2	50.4	50.4	50.6	50.6	50.8	50.8	51.0	51.0
Short Circuit Current - Isc (A)	17.03	17.84	17.05	17.86	17.07	17.89	17.14	17.95	17.20	18.02	17.26	18.08	17.31	18.13	17.37	18.19
Module Efficiency (%)	24.7	25.9	24.9	26.1	25.1	26.3	25.3	26.5	25.5	26.7	25.7	26.9	25.8	27.0	25.9	27.1

** Bifacial Gain: The additional gain from the back side compared to the power of the front side at the standard test condition. It depends on mounting (structure, height, tilt angle etc.) and albedo of the ground.

MECHANICAL DATA

Specification	Data
Cell Type	TOPCon cells
Cell Arrangement	132 [2 x (11 x 6)]
Dimensions	2382 x 1134 x 30 mm (93.8 x 44.6 x 1.18 in)
Weight	32.8 kg (72.3 lbs)
Front Glass	2.0 mm heat strengthened glass with anti-reflective coating
Back Glass	2.0 mm heat strengthened glass
Frame	Anodized aluminium alloy
J-Box	IP68, 3 bypass diodes
Cable	4.0 mm ² (IEC), 12 AWG (UL)
Cable Length (Including Connector)	300 mm (11.8 in) (+) / 200 mm (7.9 in) (-) or customized length*
Connector	Tlian: T6 Stäubli: PV-KST4-EVO2A/6I, PV-KBT4-EVO2A/6I
Per Pallet	36 pieces
Per Container (40' HQ)	720 pieces

* For detailed information, please contact your local Canadian Solar sales and technical representatives.

TEMPERATURE CHARACTERISTICS

Specification	Data
Temperature Coefficient (Pmax)	-0.29 % / °C
Temperature Coefficient (Voc)	-0.25 % / °C
Temperature Coefficient (Isc)	0.045 % / °C
Nominal Module Operating Temperature	41 ± 3°C

ELECTRICAL DATA

Operating Temperature	-40°C ~ +85°C
Module (T98)max	70°C
Max. System Voltage	1500 V (IEC/UL)
Module Fire Performance	TYPE 29 (UL 61730) or CLASS C (IEC61730)
Max. Series Fuse Rating	35 A
Protection Class	Class II
Power Tolerance	0 ~ + 10 W
Power Bifaciality*	80 %

* Power Bifaciality = Pmax_{rear} / Pmax_{front}, both Pmax_{rear} and Pmax_{front} are tested under STC. Bifaciality coefficient (±5%): φVoc=99%, φIsc=80%, φPmax=80%.

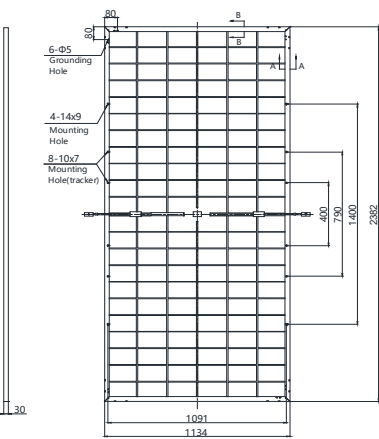
PARTNER SECTION



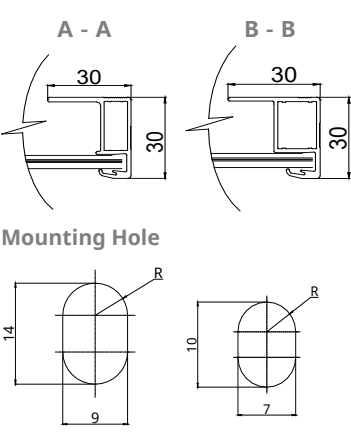
* The specifications and key features contained in this datasheet may deviate slightly from our actual products due to the on-going innovation and product enhancement. CSI Solar Co., Ltd. reserves the right to make necessary adjustment to the information described herein at any time without further notice.
Please be kindly advised that PV modules should be handled and installed by qualified people who have professional skills and please carefully read the safety and installation instructions before using our PV modules.

ENGINEERING DRAWING (mm)

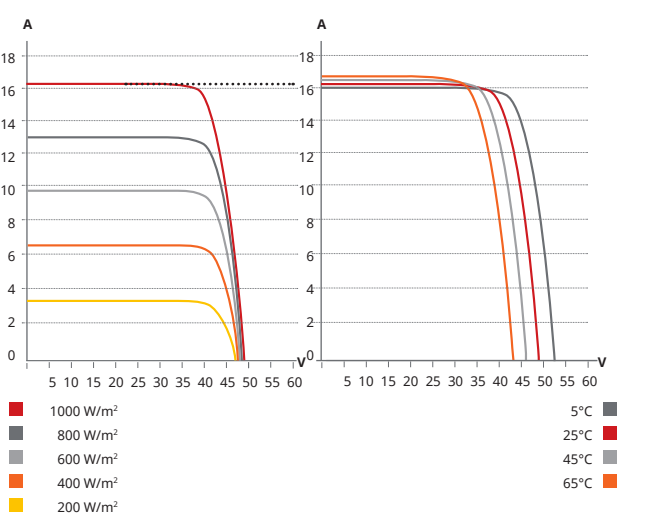
Rear View



Frame Cross Section



CS6.2-66TB-635 / I-V CURVES



ELECTRICAL DATA (STC & BNPI & BSI)* | CS6.2-66TB-xxx (xxx=665-670)

Testing Conditions	STC	BNPI	BSI	STC	BNPI	BSI
Nominal Max. Power - Pmax (Wp)	665	737	#	670	742	#
Opt. Operating Voltage - Vmp (V)	43.1	#	#	43.3	#	#
Opt. Operating Current - Imp (A)	15.45	#	#	15.50	#	#
Open Circuit Voltage - Voc (V)	50.8	51.1	#	51.0	51.3	#
Short Circuit Current - Isc (A)	16.51	18.29	20.47	16.57	18.36	20.55
Module Efficiency (%)		24.6			24.8	

* STC: Irradiance of 1000 W/m², spectrum AM 1.5 and cell temperature of 25°C. BNPI: Irradiance of front 1000 W/m², rear 135 W/m². BSI: Irradiance of front 1000 W/m², rear 300 W/m².
Measurement uncertainty: ±3 % (Pmax), ±5% (Voc, Isc).

Electrical DATA (5% & 10% bifacial gain**)

	5%	10%	5%	10%
Bifacial Gain				
Total Equivalent Power - Pmax (Wp)	698	732	704	737
Opt. Operating Voltage - Vmp (V)	43.0	43.0	43.2	43.2
Opt. Operating Current - Imp (A)	16.26	17.04	16.32	17.09
Open Circuit Voltage - Voc (V)	50.6	50.6	50.8	50.8
Short Circuit Current - Isc (A)	17.44	18.27	17.50	18.34
Module Efficiency (%)	25.8	27.1	26.1	27.3

** Bifacial Gain: The additional gain from the back side compared to the power of the front side at the standard test condition. It depends on mounting (structure, height, tilt angle etc.) and albedo of the ground.

MECHANICAL DATA

Specification	Data
Cell Type	TOPCon cells
Cell Arrangement	132 [2 x (11 x 6)]
Dimensions	2382 x 1134 x 30 mm (93.8 x 44.6 x 1.18 in)
Weight	32.8 kg (72.3 lbs)
Front Glass	2.0 mm heat strengthened glass with anti-reflective coating
Back Glass	2.0 mm heat strengthened glass
Frame	Anodized aluminium alloy
J-Box	IP68, 3 bypass diodes
Cable	4.0 mm² (IEC), 12 AWG (UL)
Cable Length (Including Connector)	300 mm (11.8 in) (+) / 200 mm (7.9 in) (-) or customized length*
Connector	Tlian: T6 Stäubli: PV-KST4-EVO2A/6I, PV-KBT4-EVO2A/6I
Per Pallet	36 pieces
Per Container (40' HQ)	720 pieces

* For detailed information, please contact your local Canadian Solar sales and technical representatives.

TEMPERATURE CHARACTERISTICS

Specification	Data
Temperature Coefficient (Pmax)	-0.29 % / °C
Temperature Coefficient (Voc)	-0.25 % / °C
Temperature Coefficient (Isc)	0.045 % / °C
Nominal Module Operating Temperature	41 ± 3°C

ELECTRICAL DATA

Operating Temperature	-40°C ~ +85°C
Module (T98)max	70°C
Max. System Voltage	1500 V (IEC/UL)
Module Fire Performance	TYPE 29 (UL 61730) or CLASS C (IEC61730)
Max. Series Fuse Rating	35 A
Protection Class	Class II
Power Tolerance	0 ~ + 10 W
Power Bifaciality*	80 %

* Power Bifaciality = Pmax_{rear} / Pmax_{front}, both Pmax_{rear} and Pmax_{front} are tested under STC. Bifaciality coefficient (±5%): φVoc=99%, φIsc=80%, φPmax=80%.

PARTNER SECTION



* The specifications and key features contained in this datasheet may deviate slightly from our actual products due to the on-going innovation and product enhancement. CSI Solar Co., Ltd. reserves the right to make necessary adjustment to the information described herein at any time without further notice.
Please be kindly advised that PV modules should be handled and installed by qualified people who have professional skills and please carefully read the safety and installation instructions before using our PV modules.